


# The Art of Chalk: Unleash Your Inner Artist with This Versatile Medium



## The Art of Chalk: Techniques and Inspiration for Creating Art with Chalk by Tracy Lee Stum

★★★★☆ 4.1 out of 5

Language : English  
File size : 58253 KB  
Text-to-Speech : Enabled  
Screen Reader : Supported  
Enhanced typesetting : Enabled  
Print length : 163 pages



Step into the vibrant world of chalk art, where the sidewalks and walls become your canvas. Chalk, with its humble beginnings as a writing material, has transformed into a captivating art form, allowing artists to create awe-inspiring masterpieces that vanish with the first raindrops, leaving behind only memories and inspiration.

## Techniques of Chalk Art

### 1. Dry Chalk

Dry chalk, in its purest form, is applied directly to the surface, creating a powdery, textured effect. This technique is ideal for quick sketches, bold outlines, and layering colors to achieve depth and dimension.



## 2. Wet Chalk

When water is introduced to chalk, it transforms into a more fluid medium. Wet chalk allows for smooth blending, washes of color, and creating intricate details. Artists can use brushes or their fingers to manipulate the chalk and create ethereal effects.



### 3. Chalk Pastels

Chalk pastels, a blend of chalk and pigment, offer a velvety texture and intense colors. They can be applied dry or wet, creating a variety of effects. Pastels are ideal for detailed work and achieving vibrant, smooth transitions.



## Inspiration for Chalk Art

The world around us is a boundless source of inspiration for chalk artists. From nature's intricate patterns to urban landscapes, everyday objects to abstract concepts, there's no limit to the subjects that can be translated into captivating chalk masterpieces.

- Nature: Landscapes, animals, plants, and natural phenomena
- Urban Environments: Buildings, streets, bridges, and city life
- Portraits: Capturing the essence of people and emotions

- Abstract Art: Exploring colors, shapes, and textures without representational forms
- Optical Illusions: Creating mind-bending effects on flat surfaces

## **Materials for Chalk Art**

The beauty of chalk art lies in its accessibility. The primary material is, of course, chalk, but there are various types and forms to choose from:

- Sidewalk Chalk: Traditional, coarse-grained chalk for outdoor use
- Artist Chalk: Finely ground chalk with a range of colors and textures
- Chalk Pastels: Soft, blendable sticks of chalk and pigment
- Chalk Markers: Liquid chalk in pen form for precise details and lettering
- Fixatives: Sprays or sealants to protect chalk art from rain and fading

## **Chalk Art as a Creative Expression**

Chalk art is not merely about creating beautiful images; it's an expression of creativity, imagination, and storytelling. Artists use chalk to convey messages, evoke emotions, and connect with their communities.

Street art festivals and competitions provide platforms for chalk artists to showcase their skills and inspire others. These events transform public spaces into vibrant canvases, fostering a sense of community and appreciation for art.

## **Ephemeral Nature of Chalk Art**

One of the unique characteristics of chalk art is its ephemeral nature. Unlike traditional paintings or sculptures, chalk creations are destined to fade with time and weather. This impermanence adds a sense of urgency and beauty to the art form.

Chalk artists embrace the transient nature of their work. They understand that the beauty of their creations lies not only in their aesthetic appeal but also in the memories and emotions they evoke. The knowledge that their art will eventually vanish motivates them to create with passion and intention.


## **The Art of Chalk: A Timeless Medium**

From ancient cave drawings to modern street art, chalk has been a versatile medium for artistic expression throughout history. The Art of Chalk celebrates the beauty, creativity, and ephemeral nature of this captivating art form.

Whether you're an experienced artist or simply seeking a new way to express yourself, chalk art offers endless possibilities. Embrace the chalk, let your imagination soar, and create masterpieces that will leave a lasting impression, even if it's only in the hearts and minds of those who witness them.

## **Call to Action**


Join the vibrant world of chalk art! Discover the joy of creating with this versatile medium. Whether you're sketching on sidewalks, painting on walls, or simply exploring your creativity, let chalk be your guide. Unleash your inner artist and share your creations with the world.



## The Art of Chalk: Techniques and Inspiration for Creating Art with Chalk by Tracy Lee Stum


★★★★☆ 4.1 out of 5

Language : English  
File size : 58253 KB  
Text-to-Speech : Enabled  
Screen Reader : Supported  
Enhanced typesetting : Enabled  
Print length : 163 pages



## How to Ace the Brainteaser Interview: The Ultimate Guide

Welcome to the ultimate guide on how to ace the brainteaser interview. In today's competitive job market, brainteasers have become an increasingly...



## The Collected Works Of Homen Borgohain: A Literary Treasure Unveiled

In the realm of Assamese literature, there exists a towering figure whose words have left an indelible mark on the hearts and minds...