


Successful Professional Portfolios For Nursing Students: Transforming Nursing

As a nursing student, building a strong professional portfolio is crucial for showcasing your skills, experience, and commitment to the field. A well-crafted portfolio serves as a valuable tool that can enhance your job search, boost your career prospects, and demonstrate your readiness for professional practice.



Successful Professional Portfolios for Nursing Students (Transforming Nursing Practice Series)

by Suzanne Reed

★★★★☆ 4.6 out of 5

Language : English
File size : 4548 KB
Text-to-Speech : Enabled
Screen Reader : Supported
Enhanced typesetting : Enabled
Print length : 136 pages



Why Professional Portfolios Matter for Nursing Students

Professional portfolios offer a myriad of benefits for nursing students, including:

- **Career Advancement:** Portfolios provide a tangible way to showcase your qualifications and set yourself apart from other candidates in a competitive job market.

- **Resume Writing:** Portfolios can serve as a valuable source of materials for writing a compelling resume that highlights your accomplishments and skills.
- **Interview Preparation:** By practicing presenting your portfolio, you can develop your communication skills and prepare for interviews with confidence.

li>**Self-Reflection and Growth:** Creating a portfolio encourages you to reflect on your experiences, identify areas for improvement, and set goals for professional development.

Essential Elements of a Successful Nursing Portfolio

To create a professional portfolio that effectively showcases your strengths, consider including the following key elements:

1. Resume and Cover Letter

Your portfolio should include an up-to-date resume and cover letter that highlight your qualifications, skills, and career goals. Make sure these documents are well-written, error-free, and tailored to the specific positions you are applying for.

2. Clinical Experience Documentation

Showcase your hands-on experience through documentation from your clinical rotations. This could include patient care plans, medication administration records, and discharge summaries. These documents demonstrate your clinical skills, knowledge, and ability to provide safe and effective patient care.

3. Academic Achievements

Include transcripts, certificates, and other documentation that highlight your academic achievements. This section provides evidence of your academic competence and ability to succeed in a rigorous nursing program.

4. Research and Presentations

If you have participated in any research projects or presentations, include them in your portfolio. These experiences demonstrate your ability to conduct research, analyze data, and present your findings effectively.

5. Community Involvement and Volunteerism

Showcase your commitment to nursing and the community by including documentation of your volunteer work, community service, or involvement in nursing organizations. These activities demonstrate your passion for helping others and your dedication to the profession.

6. Letters of Recommendation

Secure letters of recommendation from professors, clinical instructors, or other professionals who can attest to your skills, work ethic, and potential as a nurse. These letters provide valuable third-party perspectives on your abilities.

Best Practices for Building Your Portfolio

To ensure your portfolio makes a lasting impression, follow these best practices:

1. Organize Your Content Effectively

Organize your portfolio in a logical and easy-to-navigate manner. Use clear headings and subheadings to guide readers through your materials.

2. Showcase Your Best Work

Select the most relevant and impressive materials to include in your portfolio. Present them in a way that highlights your strengths and aligns with the requirements of your target positions.

3. Get Feedback and Revise

Seek feedback on your portfolio from trusted sources, such as career counselors, mentors, or professors. Be open to constructive criticism and make revisions to improve the overall quality of your portfolio.

4. Keep It Up-to-Date

Your portfolio should be a living document that evolves as you gain new experiences and skills. Regularly update it with recent accomplishments and relevant materials.

Building a successful professional portfolio is an essential step in the journey of every nursing student. By incorporating the key elements, following best practices, and showcasing your strengths, you can create a portfolio that will empower your career advancement and demonstrate your readiness for the nursing profession.

Embrace the transformative power of professional portfolios and embark on a path of success in your nursing career. Showcase your dedication, passion, and skills to the world and make a lasting impression on hiring managers and recruiters.



Successful Professional Portfolios for Nursing Students (Transforming Nursing Practice Series)


by Suzanne Reed

★★★★☆ 4.6 out of 5

Language : English
File size : 4548 KB
Text-to-Speech : Enabled
Screen Reader : Supported
Enhanced typesetting : Enabled
Print length : 136 pages


FREE

DOWNLOAD E-BOOK



How to Ace the Brainteaser Interview: The Ultimate Guide

Welcome to the ultimate guide on how to ace the brainteaser interview. In today's competitive job market, brainteasers have become an increasingly...



The Collected Works Of Homen Borgohain: A Literary Treasure Unveiled

In the realm of Assamese literature, there exists a towering figure whose words have left an indelible mark on the hearts and minds...

