

# Over 100 Tips and Tricks to Help You Get Up and Running with M365 Quickly

Microsoft 365 (M365) is a powerful suite of productivity tools that can help you get more done, both at work and at home. But with so many features and options, it can be difficult to know where to start.

That's where our book comes in. Over 100 Tips and Tricks to Help You Get Up and Running with M365 Quickly is the ultimate guide to getting the most out of M365. We've compiled over 100 of our favorite tips and tricks to help you:

- Get started with M365
- Use M365 to collaborate with others
- Manage your email and calendar
- Create and edit documents, spreadsheets, and presentations
- Use M365 to stay organized and productive

Whether you're a new user or an experienced pro, our book has something for everyone.



## Microsoft 365 Fundamentals Guide: Over 100 tips and tricks to help you get up and running with M365 quickly

by Gustavo Moraes

★★★★★ 5 out of 5

Language : English

File size : 30175 KB

Text-to-Speech : Enabled

Enhanced typesetting : Enabled  
Print length : 278 pages  
Screen Reader : Supported



Here is a sample chapter from our book to give you a taste of what you can expect:

## **Chapter 1: Getting Started with M365**

In this chapter, we'll cover the basics of getting started with M365, including:

- How to create a Microsoft account
- How to install and configure M365
- How to navigate the M365 interface

We'll also provide some tips on how to customize M365 to meet your needs.

---

### **Tip 1: Create a Microsoft account**

The first step to using M365 is to create a Microsoft account. You can create a Microsoft account using your existing email address or you can create a new one.

To create a new Microsoft account, go to the Microsoft account website and click on the "Create account" button. You'll be prompted to enter some basic information, such as your name, email address, and password.

Once you've created a Microsoft account, you can use it to sign in to M365 and access all of its features.

---

### **Tip 2: Install and configure M365**

Once you have a Microsoft account, you can install M365 on your computer. To do this, go to the M365 website and click on the "Install" button.

You'll be prompted to enter your Microsoft account information and then you'll be able to choose which M365 applications you want to install.

Once you've installed M365, you'll need to configure it. To do this, open the M365 Control Panel and click on the "Settings" tab.

In the Settings tab, you can configure a variety of options, such as your email settings, your calendar settings, and your privacy settings.

---

### **Tip 3: Navigate the M365 interface**

The M365 interface is designed to be user-friendly and easy to navigate. The main menu is located at the top of the screen and it provides access to all of the M365 applications.

The navigation pane is located on the left side of the screen and it provides quick access to your email, calendar, contacts, and other important information.


The content pane is located in the center of the screen and it displays the contents of the application you're currently using.

---

These are just a few of the tips and tricks that we cover in our book. If you're looking to get up and running with M365 quickly, our book is the perfect resource for you.

Free Download your copy of Over 100 Tips and Tricks to Help You Get Up and Running with M365 Quickly today and start using M365 like a pro.

Free Download Now



## Microsoft 365 Fundamentals Guide: Over 100 tips and tricks to help you get up and running with M365 quickly


by Gustavo Moraes

★★★★★ 5 out of 5

Language : English  
File size : 30175 KB  
Text-to-Speech : Enabled  
Enhanced typesetting : Enabled  
Print length : 278 pages


FREE

DOWNLOAD E-BOOK



## How to Ace the Brainteaser Interview: The Ultimate Guide

Welcome to the ultimate guide on how to ace the brainteaser interview. In today's competitive job market, brainteasers have become an increasingly...



## The Collected Works Of Homen Borgohain: A Literary Treasure Unveiled

In the realm of Assamese literature, there exists a towering figure whose words have left an indelible mark on the hearts and minds...