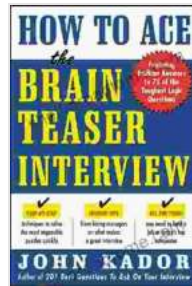


# How to Ace the Brainteaser Interview: The Ultimate Guide



**How to Ace the Brainteaser Interview** by John Kador

★★★★☆ 4.1 out of 5



Welcome to the ultimate guide on how to ace the brainteaser interview. In today's competitive job market, brainteasers have become an increasingly popular tool for companies to assess candidates' problem-solving skills, creativity, and critical thinking abilities.

While brainteasers can be challenging, they are also an opportunity to showcase your talents and demonstrate why you are the best fit for the role. With the right preparation and practice, you can approach the brainteaser interview with confidence and increase your chances of landing your dream job.

## Types of Brainteasers

Brainteasers come in various shapes and forms. Here are some of the most common types you may encounter in an interview:

- **Logic puzzles:** These questions test your ability to reason logically and derive s from a set of given facts.
- **Math puzzles:** These questions require you to apply mathematical concepts and solve problems involving numbers, equations, and geometry.
- **Verbal puzzles:** These questions test your language skills and ability to understand and interpret written or spoken information.
- **Lateral thinking puzzles:** These questions require you to think outside the box and come up with unique and creative solutions.

## Strategies for Solving Brainteasers

There is no one-size-fits-all approach to solving brainteasers. However, here are some general strategies that can help you improve your success:

- **Read the question carefully:** Make sure you understand what the question is asking before you start solving it.
- **Break down the problem:** If the question is complex, break it down into smaller, more manageable chunks.
- **Start with the basics:** Use logic and common sense to eliminate obvious solutions and narrow down your options.
- **Don't be afraid to guess:** If you're stuck, don't be afraid to make an educated guess and see where it leads you.
- **Think outside the box:** Sometimes, the best solution to a brainteaser is the one that you least expect.

## Tips for the Brainteaser Interview

In addition to employing effective strategies, there are a few additional tips you can follow to improve your performance in the brainteaser interview:

- **Practice, practice, practice:** The more brainteasers you solve, the better you will become at recognizing patterns and applying different strategies.
- **Stay calm:** It's normal to feel nervous during an interview, but try to stay calm and focused. This will help you think more clearly and solve problems more effectively.
- **Communicate your thought process:** As you solve brainteasers, explain your thought process to the interviewer. This will give them insight into your problem-solving skills and help you demonstrate your critical thinking abilities.
- **Be confident:** Believe in yourself and your ability to solve the brainteasers. A positive attitude can make a big difference in your overall performance.

## Practice Questions

Now that you have a better understanding of brainteasers and how to approach them, let's practice some common types of questions:

### Logic Puzzle

There are three boxes, each containing two balls. One box contains two white balls, one box contains two black balls, and one box contains one white ball and one black ball. The boxes are labeled "White Balls," "Black Balls," and "Mixed Balls," but each label is incorrect. You can only draw one ball from one box. How do you correctly label the boxes?

## **Math Puzzle**

If a train leaves Chicago at 10:00 AM traveling at 60 miles per hour, and another train leaves St. Louis at 11:00 AM traveling at 70 miles per hour, at what time will the two trains meet?

## **Verbal Puzzle**

What word becomes shorter when you add two letters to it?

## **Lateral Thinking Puzzle**


You are in a room with a door, a chair, a table, and a bed. You want to get out of the room, but the door is locked. How do you do it?

## **Answers:**

- Draw a ball from the "Mixed Balls" box. If it's white, then label that box "White Balls" and the other two boxes "Black Balls" and "Mixed Balls." If it's black, then label that box "Black Balls" and the other two boxes "White Balls" and "Mixed Balls."
- The trains will meet at 12:00 PM.
- Short
- Stand on the chair and open the window.

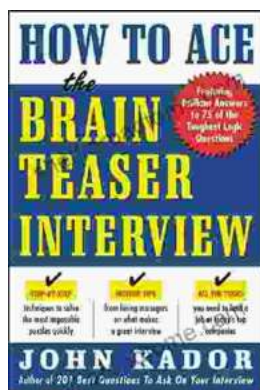
Preparing for the brainteaser interview can be daunting, but it's essential if you want to increase your chances of success. By understanding the different types of brainteasers, employing effective strategies, and practicing regularly, you can approach the interview with confidence and demonstrate your problem-solving abilities to potential employers.

Remember, the brainteaser interview is not just about answering questions correctly. It's also an opportunity to showcase your critical thinking skills, creativity, and problem-solving approach. By approaching the interview with a positive attitude and a willingness to learn and grow, you can increase your chances of impressing the interviewer and landing your dream job.



**How to Ace the Brainteaser Interview** by John Kador

★★★★☆ 4.1 out of 5



## How to Ace the Brainteaser Interview: The Ultimate Guide

Welcome to the ultimate guide on how to ace the brainteaser interview. In today's competitive job market, brainteasers have become an increasingly...



## The Collected Works Of Homen Borgohain: A Literary Treasure Unveiled

In the realm of Assamese literature, there exists a towering figure whose words have left an indelible mark on the hearts and minds...