


# Everything You Need to Know About Driving for Uber, Lyft, and Other Ridesharing

If you're looking for a flexible way to earn extra money or even replace your full-time job, driving for Uber, Lyft, or another ridesharing company could be a great option.



## The Rideshare Guide: Everything You Need to Know about Driving for Uber, Lyft, and Other Ridesharing Companies by Harry Campbell

★★★★☆ 4.5 out of 5

Language : English  
File size : 3335 KB  
Text-to-Speech : Enabled  
Enhanced typesetting : Enabled  
X-Ray : Enabled  
Word Wise : Enabled  
Print length : 137 pages  
Screen Reader : Supported



But before you hit the road, there are a few things you should know. This comprehensive guide will walk you through everything you need to get started, from the basics of signing up to tips on maximizing your earnings.

## Getting Started

The first step to becoming a rideshare driver is to sign up with a ridesharing company. The process is typically quick and easy, and you can do it online or in person.

Once you're signed up, you'll need to provide the company with some basic information, such as your driver's license number, insurance information, and vehicle registration. You'll also need to pass a background check.

Once you're approved, you'll be able to start driving. You can set your own hours and work as much or as little as you want.

## **Maximizing Your Earnings**

There are a few things you can do to maximize your earnings as a rideshare driver.


1. **Drive during peak hours.** The best time to drive for Uber or Lyft is during peak hours, when there is more demand for rides. Peak hours typically occur during the morning and evening rush hours, as well as on weekends.
2. **Drive in popular areas.** Another way to maximize your earnings is to drive in popular areas. These areas are typically located in downtown areas or near major attractions.
3. **Offer a variety of services.** Uber and Lyft offer a variety of services, such as UberX, UberXL, and UberBlack. By offering a variety of services, you can appeal to a wider range of riders and increase your chances of getting more rides.
4. **Be a safe and courteous driver.** Riders are more likely to give you a good rating if you are a safe and courteous driver. This can lead to more tips and repeat customers.

## **Safety Tips**

Driving for Uber or Lyft can be a safe way to earn money, but there are always some risks involved. Here are a few safety tips to keep in mind:

1. **Always trust your instincts.** If you feel uncomfortable with a rider, don't be afraid to cancel the ride.
2. **Keep your doors locked.** This will help to prevent passengers from getting into your car without your permission.
3. **Don't drive under the influence of alcohol or drugs.** This is illegal and dangerous, and could result in serious consequences.
4. **Be aware of your surroundings.** Pay attention to the people and vehicles around you, and be prepared to react to any potential threats.

Driving for Uber, Lyft, or another ridesharing company can be a great way to earn extra money or even replace your full-time job. By following the tips in this guide, you can maximize your earnings and stay safe on the road.




## The Rideshare Guide: Everything You Need to Know about Driving for Uber, Lyft, and Other Ridesharing Companies

by Harry Campbell

★★★★☆ 4.5 out of 5

Language	: English
File size	: 3335 KB
Text-to-Speech	: Enabled
Enhanced typesetting	: Enabled
X-Ray	: Enabled
Word Wise	: Enabled
Print length	: 137 pages
Screen Reader	: Supported





## How to Ace the Brainteaser Interview: The Ultimate Guide

Welcome to the ultimate guide on how to ace the brainteaser interview. In today's competitive job market, brainteasers have become an increasingly...



## The Collected Works Of Homen Borgohain: A Literary Treasure Unveiled

In the realm of Assamese literature, there exists a towering figure whose words have left an indelible mark on the hearts and minds...